



Lons Infant School
New Starters Meeting
24th May 2023

Meet the EYFS Team!

Ms Guthrie
Headteacher



Mrs. Powell
Reception Class Teacher

Monday
Tuesday
Wednesday (am)



Mrs. Eyley
Reception Class Teacher

Wednesday (pm)
Thursday
Friday





Starting School

School will begin on Thursday 5th September, this will be a half day session 8.35am - 1.15pm (this was an error on the letter which stated Friday 6th). Friday will be a full day 8.35am - 3.05pm.

School starts at 8.35am. Children should arrive at the side door of the Reception classroom where they will be greeted by an one of the team. Either school gate (Y1 or Y2) can be used to access this. Please line up against the wall by the door. Children can say goodbye to their grown up at the door, then come into school independently where an adult will be waiting to help them with their coats and bags.

Although this may seem a little daunting, we have found that this new routine has been so much better for our children. They settle quickly which allows for a smooth start to our day.

Snack

The children are eligible to a free piece of fruit every day. If you think your child will need more or they prefer certain fruits, they are welcome to bring another piece of fruit from home.



Your child will need to bring a water bottle with their name on it every day. These can be refilled during the day. Children under 5 are also entitled to free milk. Children over 5 can pay to have milk (cool milk scheme).

Breaktime and Lunchtime

The children are with the other Infant classes for the morning playtime which works well as they get to know each other quickly and the older children support the younger ones.

Many children have a school meal (free to infant children) but some prefer to bring a packed lunch.

Midday Supervisors will help cut the food for the children during lunchtime.



Working in Reception (EYFS)

We continue to follow the Early Years Foundation Stage which your children will have followed at nursery. We assess the children against age related objectives in 7 areas of learning.

- Communication and Language
- Physical Development
- Personal, Social and Emotional Development
- Literacy
- Maths
- Understanding the World
- Expressive Arts



What will a typical day look like?

Your child will have lots of fun, a play based curriculum is at the heart of our EYFS curriculum.

Daily phonics

Adult led activities.

Carpet time.

Choosing time.

Free flow environment.

Forest learning sessions.

PE by a qualified sports coach.

| | 8.35-8.55 | 8.55-9.00 | 9.00-9.30 | 9.30-10.45 | | 10.45-11.00 | 11.00-12.00 | 12.00-1.15 | 1.15-1.25 | 1.25-2.40 | | 2.40-2.55 | 2.55-3.05 | | | |
|-------------------------------|-----------------------------------|--------------|--------------|------------|------------------------------------|-------------------------------|-------------|---------------------------------------|-----------|-------------|-------|---------------|----------------------|-----------------------|-----------------------|--|
| Monday SP Play Time | Self-Registration Registration | Name Writing | Wake & Shake | Phonics | Literacy <i>(Reading Focus)</i> | | PE | Lunch M/T/W (12.30-1.15 – KC NELI) | Register | Handwriting | UTW | | Golden Assembly | Bags & Coats Story | | |
| Tuesday | | | | | Literacy <i>(Writing Focus)</i> | | | | | | Maths | RE | | | Assembly - BA | |
| Wednesday | | | | | 9.30-10.30 Reading | 10.30-10.45 Poetry Basket | | | | Play Time | Maths | Music | 1.50-2.20 Tai-Chi | | PSHE | |
| Thursday | | | | | 9.30-10.30 Reading | 10.30-10.45 Literacy (S&L) | | | | | Maths | Handwriting | Art | | Assembly - JS | |
| Friday JE Play Time | | | | | 9.30-10.15 Reading | 10.15-10.45 Magic Writing | | | | | Maths | Forest Friday | | | Singing Assembly - JE | |

Phonics

Phonics and getting the children reading is a top priority at Lons. Phonics sessions will begin during the children's 2nd week.


This is where they will learn the sounds that letters make in order to read words.

We will send home flashcards when the children have learned a new sound and your child will start to bring a reading book home from their 3rd week in school.

For phonics we follow the Little Wandle phonics scheme and you can find resources available on the website for parents.

<https://www.littlewandlelettersandsounds.org.uk/resources/for-parents/>

We will have a further meeting regarding phonics and other aspects of your child's learning in the Autumn Term.



Many of the activities we do are practical and fun, and sometimes messy. The children have plenty of time to choose activities themselves. We are still assessing them even when they are playing!



Getting School Ready

A question many parents have in the run up to starting school is “what should my child be able to do before they start school?”

- Put on their coat and shoes. Have a go at zipping up their coat.
- Take turns and share when playing with their friends.
- Feed themselves using their cutlery.
- Go to the toilet by themselves, wipe their own bottom and wash their hands.
- Follow simple instructions.
- Begin to dress and undress themselves (ready for changing when it is P.E.)



A handy trick for putting shoes on the right feet. Cut a sticker in half so your child can match it up.

The 10 keys for unlocking school readiness*

- I can settle happily without my parent or carer
- I can tell grown-ups and friends what I need
- I can take turns to play and share when I'm playing
- I can go to the toilet on my own and wash my hands
- I can put on my own coat and shoes and feed myself
- I can tell a grown-up if I'm happy, sad or cross
- I know that what I do and say can make others happy or unhappy
- I am curious and want to learn and play
- I can stop doing what I'm doing, listen and follow simple instructions
- I enjoy sharing books with grown-ups

www.derbyshire.gov.uk/readyschool

READY FOR SCHOOL
IN
DERBYSHIRE

*If a child is developing typically for their age

Uniform



Uniform

- School jumper.
- Jade polo shirt.
- Black, navy or grey trousers/ skirt/ dress.
- Black Velcro school shoes (no laces).
- Black, navy or grey shorts.

Your child will need a book bag to transport their items to and from school. To make it recognisable to your child, it is helpful to add a keyring to it so that they can find it easily.

PE kit - this is to be worn to school on PE days (day to be confirmed - you will be informed on dojo)

- White or navy t-shirt
- Black or blue shorts and jogging bottoms (we do indoor and outdoor PE)
- PE jumper

Children will need a spare kit bag in a drawstring bag. This can be any design. It is best if the bag is recognisable to your child - their favourite animal or character on it works best. Please ensure that your child's name is clearly marked on the outside of their PE bag.

Please include:

- Spare socks x2
- Spare pants x2
- One full set of spare clothes

(For occasional accidents)



We play outside whatever the weather!



Please bring a coat every day!



Settling in Sessions

| | | |
|--|--|---|
| <p>Wednesday 26th June 2024</p> <p>3.30pm - 4.30pm</p> | <p>Children and parents.</p> <p>Arrive at the main front door.</p> <p>This is a chance for the children to explore the classroom with their parents or carers, meet children that will be in their class, meet their teachers and allow time for parents to ask any questions.</p> |  |
| <p>Wednesday 10th July 2024</p> <p>9.30am - 11.30am</p> | <p>Children only.</p> <p>Arrive at the main front door and say goodbye to parents.</p> <p>11.30am Pick up at the main front door.</p> <p>Opportunity to stay for lunch if you wish with your child.</p> |  |

The purpose of these sessions

- ❖ To help the children become familiar with the:
 - classroom
 - staff
 - other children

How else do we support your child with transition into Lons?

- ❖ Nursery visits or settings
- ❖ All about me sheets
- ❖ Everywhere bear (summer task)



September

- School begins at 8.35am. You should wait at the reception door. A teacher will come and greet your child.
- School finishes at 3.05pm. The children will exit through the reception door. The adults will wait outside. We will dismiss the children one at a time, calling each child's name. Although we know it is hard, please do not encourage your child to come to you as soon as they see you. We need to ensure that every child goes to the correct adult, this can be a slow process in September as we begin to recognise faces!



Class Dojo

- This is an app that you can download and will be our main method of communication with you as parents.
- The teachers can message you and vice versa.
- We will upload important information on to class story and school story so please ensure you check it regularly.
- We also use it as a method of assessment in EYFS. Each child has their own 'portfolio' where we will upload photos and comments about the learning that has been taking place in school. Parent can also upload achievements from home on to their child's portfolio.
- Please ensure we have the correct email address so that we can invite you to our school on the app.

How can I support my child?



- Ensure they come to school everyday (if they are well enough to attend)
- Talk to staff members about any concerns or things that you are really proud about at home a strong home-school relationship is crucial for the development of your child
- Read your child's reading book with them three times a week
- Have a go at the weekly maths home learning challenges to consolidate learning taking place in the classroom
- Complete creative home learning tasks to support your child's wider learning

Important information

- ❖ Birth certificates
- ❖ Parent pay
- ❖ Attendance
- ❖ Intimate care policy
- ❖ Cool milk

Any questions we are here to help please email
info@lons.derbyshire.sch.uk



Last but not least...

Look around our school.

Explore our Reception Class.

Take the chance to get to know each other.

The staff are always happy to help with any queries at any time (today or in the future).

Welcome to your new School!